



Agricultural Solutions for Carbon Markets: Alberta and Canada's Experience

Presentation SARL 2013 Agriculture Chairs Summit
June 6-9, 2013 Vancouver, British Columbia, Canada
Karen Haugen-Kozyra, Sr. Partner

A whiteboard on a silver stand with a white sheet of paper attached. The word "Overview" is written in a light blue, sans-serif font on the paper. Two black markers are resting on the bottom edge of the whiteboard.

Overview

1. Global Context
2. Government and Business Response
3. Role of Agriculture
4. Accounting, policy and market considerations in creating opportunities for agricultural innovation

Policy Approaches – Carbon Management (30:30:30 Challenge)

Regulation

Market-Based

Imposing Technology Standards

Performance Standards

C Pricing:

- Tax – set price (cost)
- Emissions Trading – set limits on Volume

Industry Response:

How do we implement the Technology at the lowest possible price?

What are the suite of technologies available to achieve the performance?

Where do we invest to develop and deploy the best technologies?

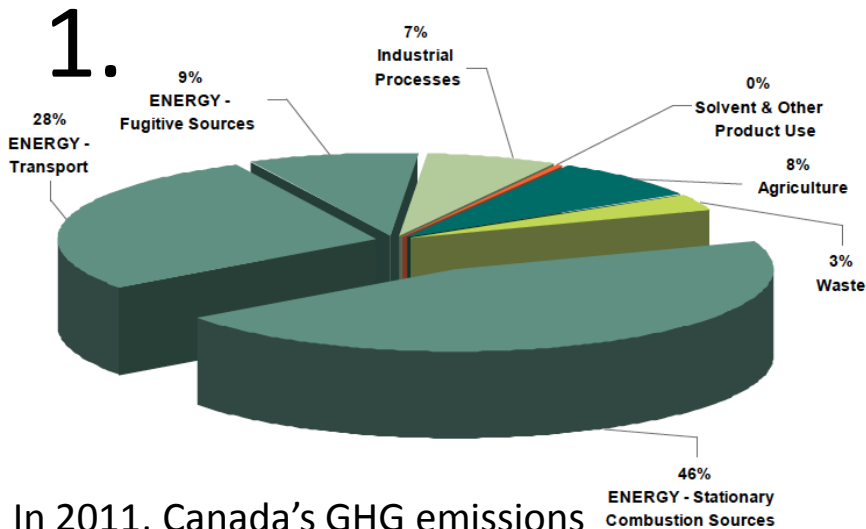
ROI driven

Transformative Change

Innovation

Carbon Pricing

Creating the Incentive to Reduce



In 2011, Canada's GHG emissions totaled approximately 692 Mt CO₂e with little "carbon" cost to related emitters.



4.

Industry finds new, less carbon-intensive means of production



2.



Given the environmental cost to emitting carbon, a carbon price requires polluters to pay for each tonne CO₂e emitted.

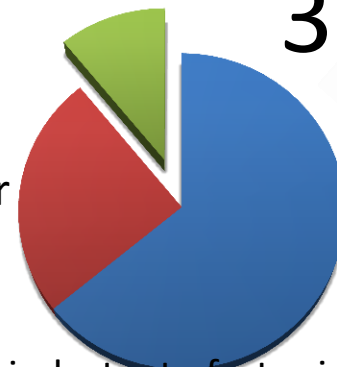
Carbon

Labour

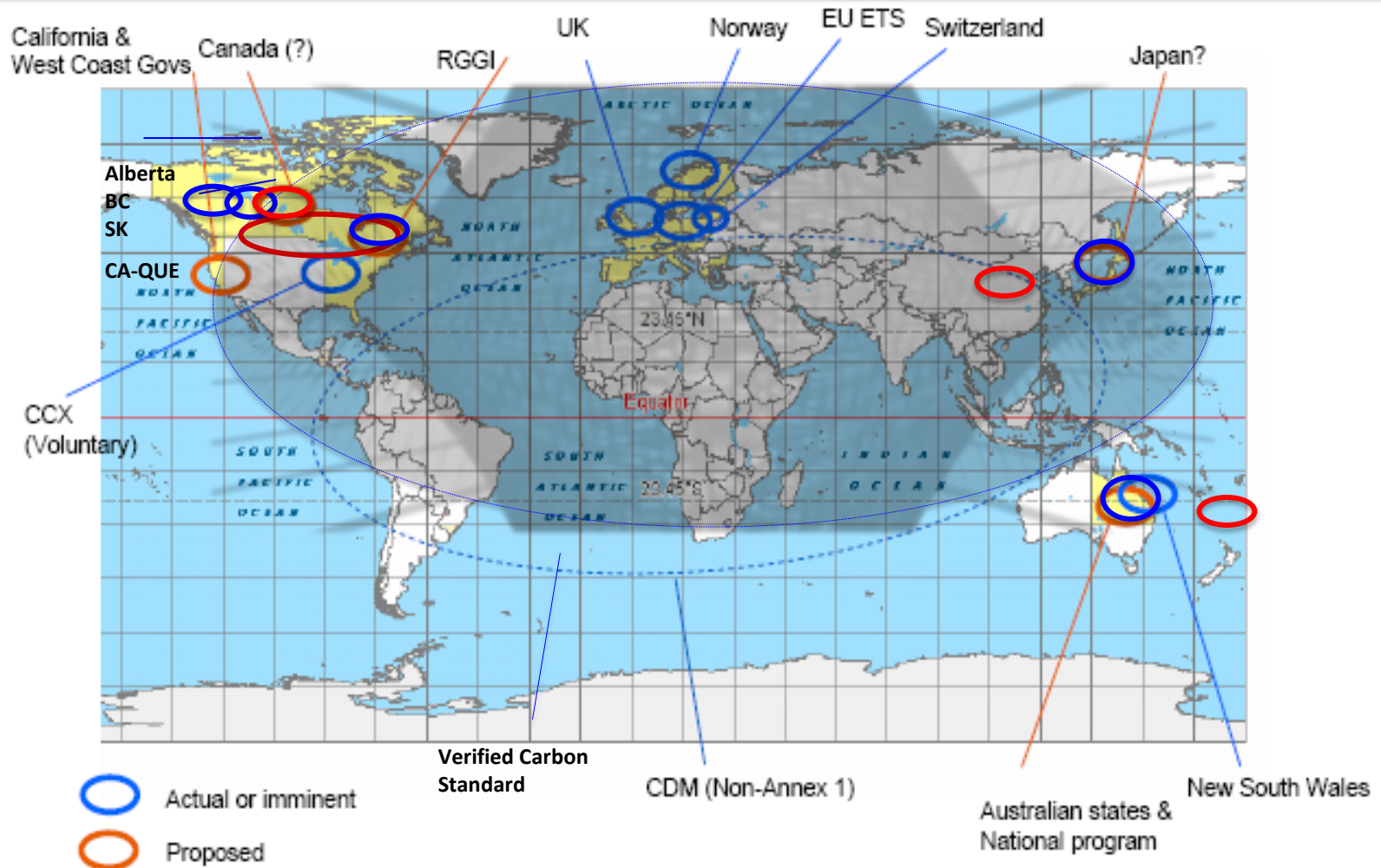
3.

Materials

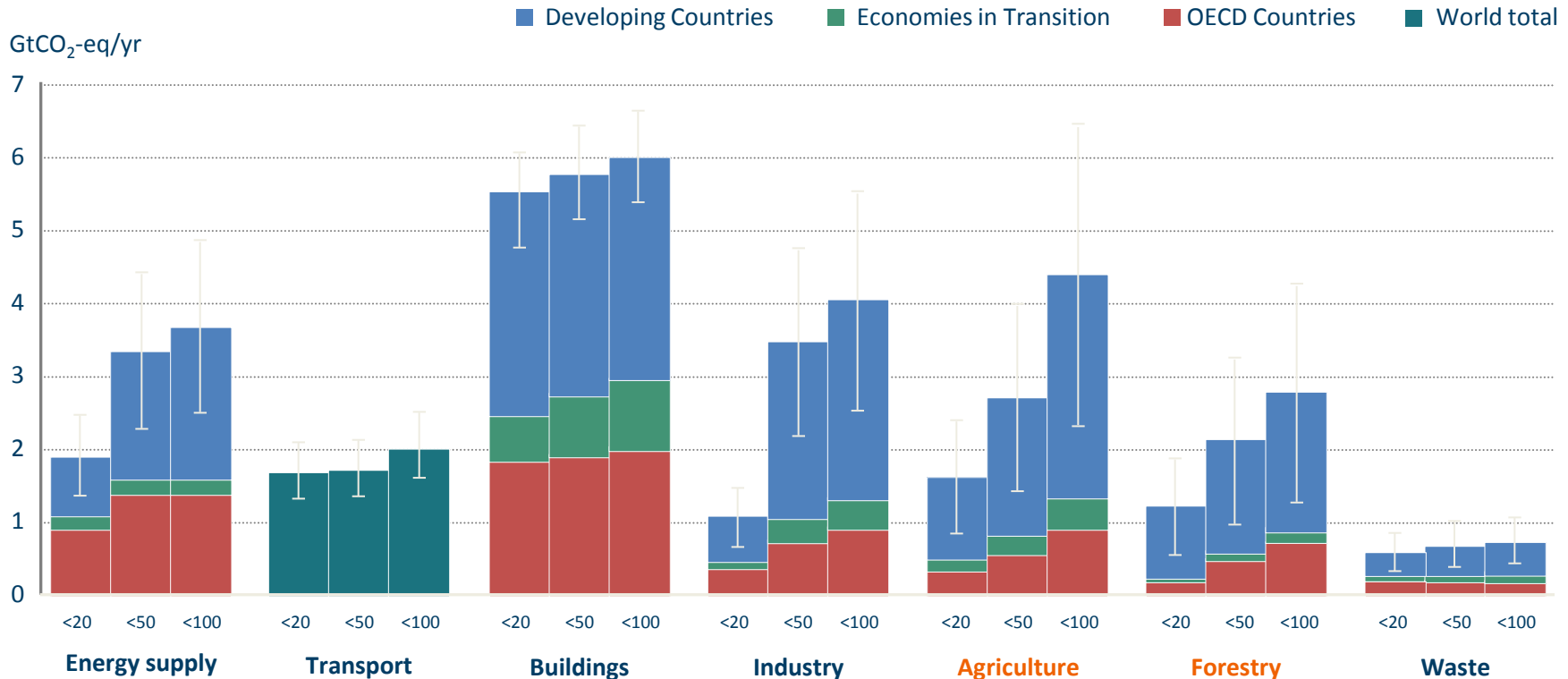
This allows industry to factor in the price or cost into production decisions



Global Policy Response



Mitigation Potentials by Sector – Intergovernmental Panel on Climate Change 4th Assessment Report



Relative contribution of Agriculture + Forestry to total mitigation potential

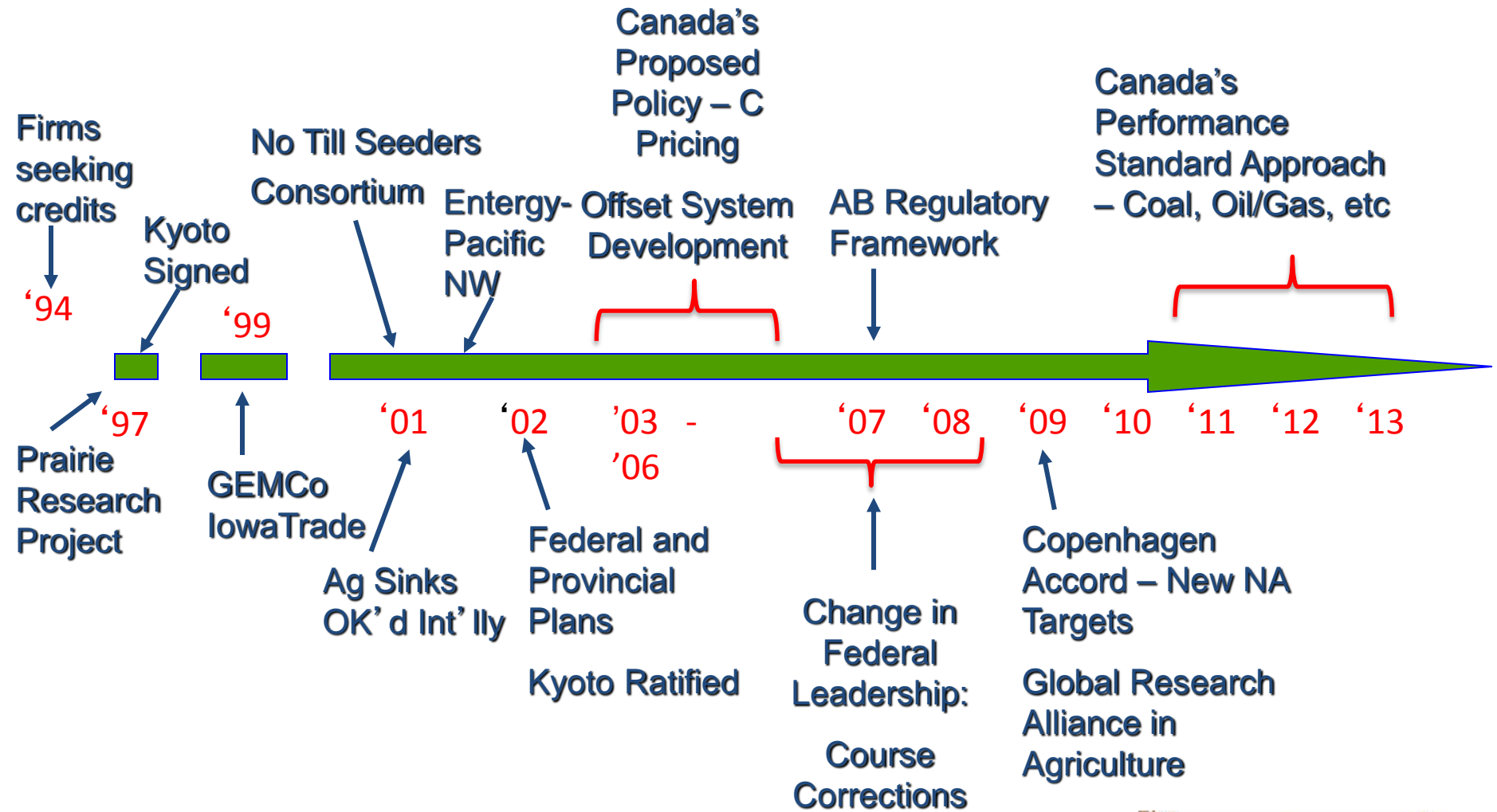
US\$ 20/tCO₂ – 21%

US\$ 50/tCO₂ – 32%

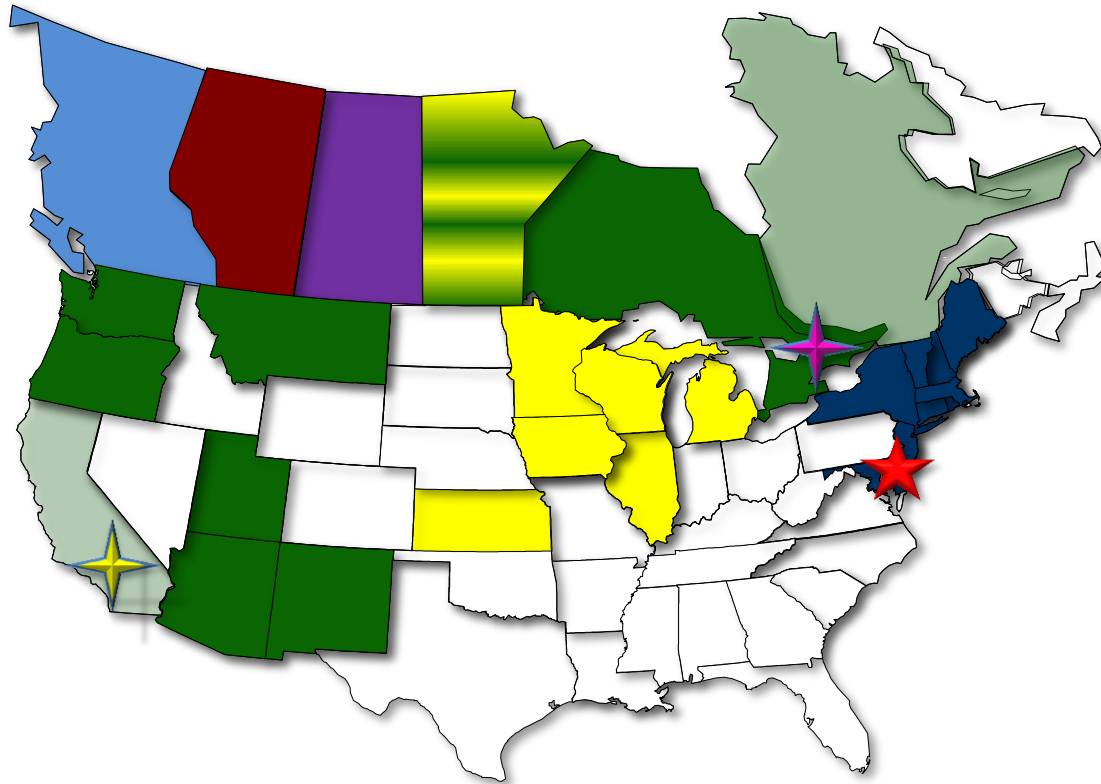
US\$ 100/tCO₂ – 45%

*Slide courtesy of D. Martino, Coordinating Co-Chair of IPCC 4th Assessment Report, Agriculture Chapter

Significant Developments in Canada's Carbon Pathway – Focus on Agriculture



N.A Carbon Pricing Policies



- A comprehensive, Pan-North American approach is not in sight
- Regional Initiatives aligned in economies with 'like' assets and liabilities is the reality

 Western Climate Initiative † *

 Midwestern GHG Reduction Accord*

 SK Bill 126

 Performance Standards by Sector

 American Federal Initiative*

 Regional GHG Initiative

 AB Specified Gas Emitters Regulation

 California AB32

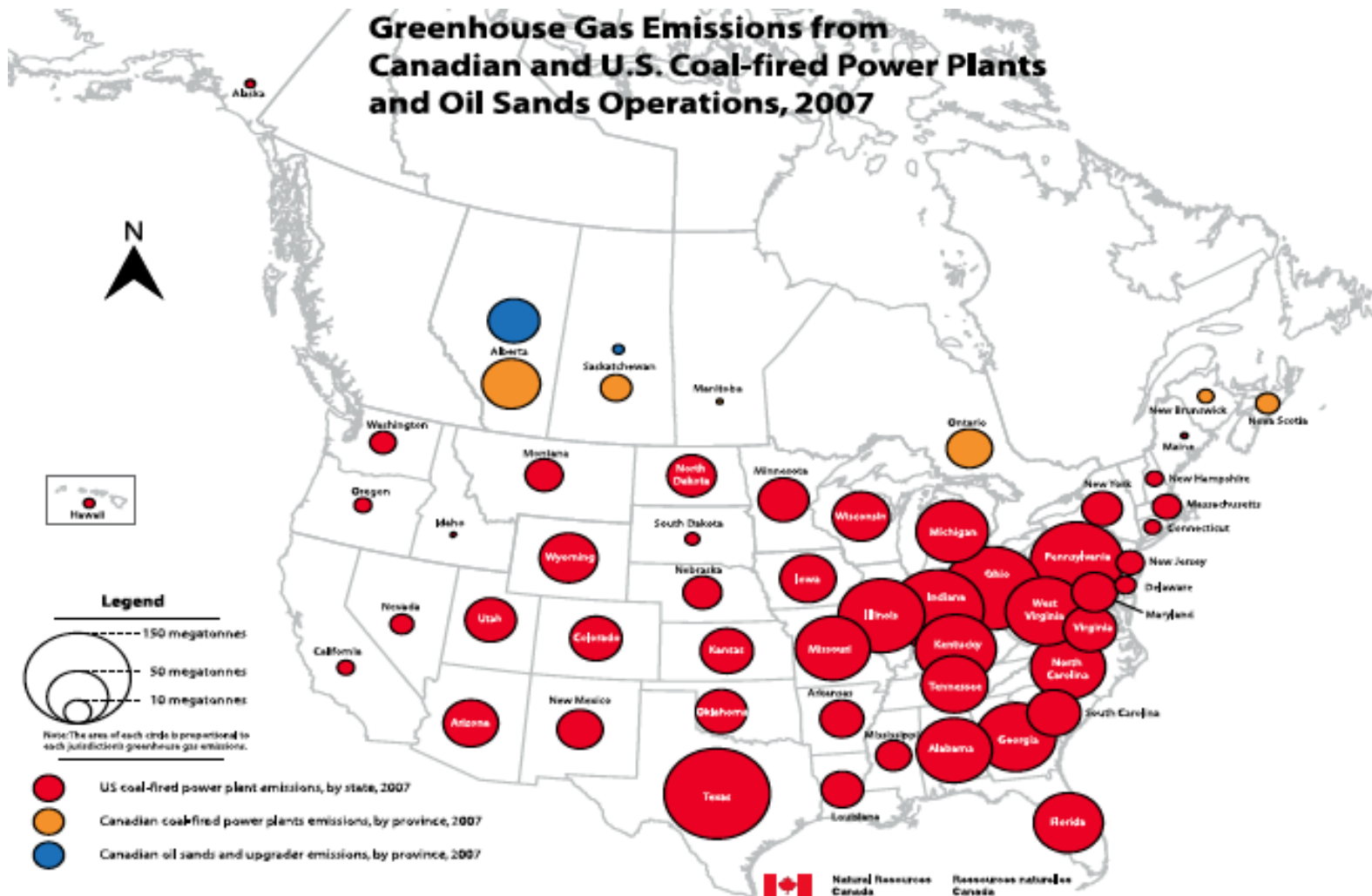
 BC Cap and Trade Act

* Not in effect currently

† Enabling policies have been implemented

British Columbia is moving forward as is Quebec and California

The Complexity of Carbon



Carbon and Business

- **Capital Markets** – redefining the role of businesses in society (carbon was novel risk in 2006; now mainstream)
 - Global Carbon Disclosure Project (534 investors > \$64 Trillion in Managed Funds) &
 - Global Reporting Initiative (24% of S&P 1200 Index companies)
- **Driving integration Corporate Social Responsibility Initiatives** – “Carbon Enterprise Accounting”
 - US Securities and Exchange Commission and EPA rulings in the US; as well as in Canada, means Carbon Enterprise Accounting and subsequent disclosure of carbon risk to investors, is a common industry practice

Relying partly on investor pressure, the Carbon Disclosure Project has persuaded a growing number of companies to report their carbon dioxide emissions.



Carbon Disclosure Project

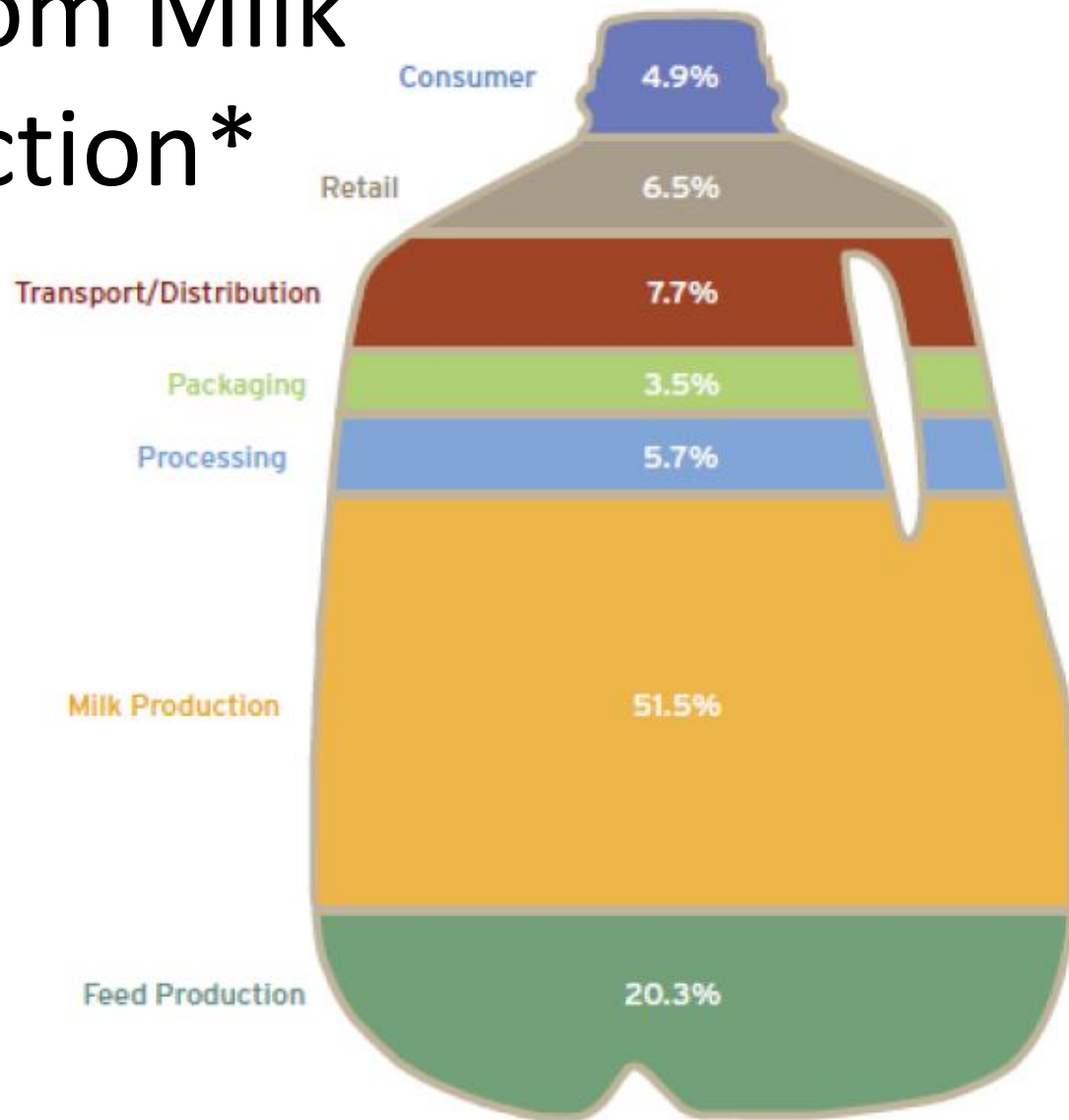
World's Largest Grocer

- Goal: Eliminate 20 million metric tons of greenhouse gas (GHG) emissions from Walmart's global supply chain by the end of 2015.



GHGs from Milk Production*

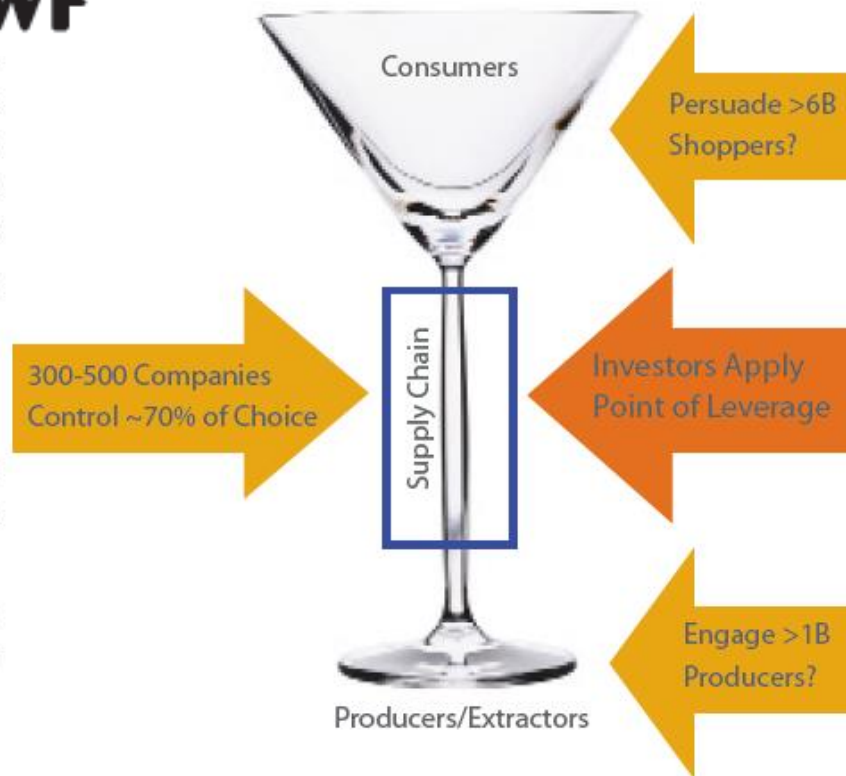
In US, most milk GHG emissions from on-farm activity.



*Dairy Innovation Centre, U.S. LCA Analysis



WWF's Theory of Change



- 15 Agri-Food Commodities Targeted

- Work with the top 100 companies who control 25% of the trade

- Will pull sustainable production standards to 60-70% of the supply

World Wildlife Fund



Eg. Sustainable Agriculture Index



AFFILIATE MEMBERS



The Complexity of Carbon in Agriculture

Integrated agroecosystem

- 1 - Soils & Crop Management
- 2 - Manure Management
- 3 - Livestock Management
- 4 - Land Use & Energy



Alberta's Carbon Pricing Policy: (*SGER*), *CCEMA*

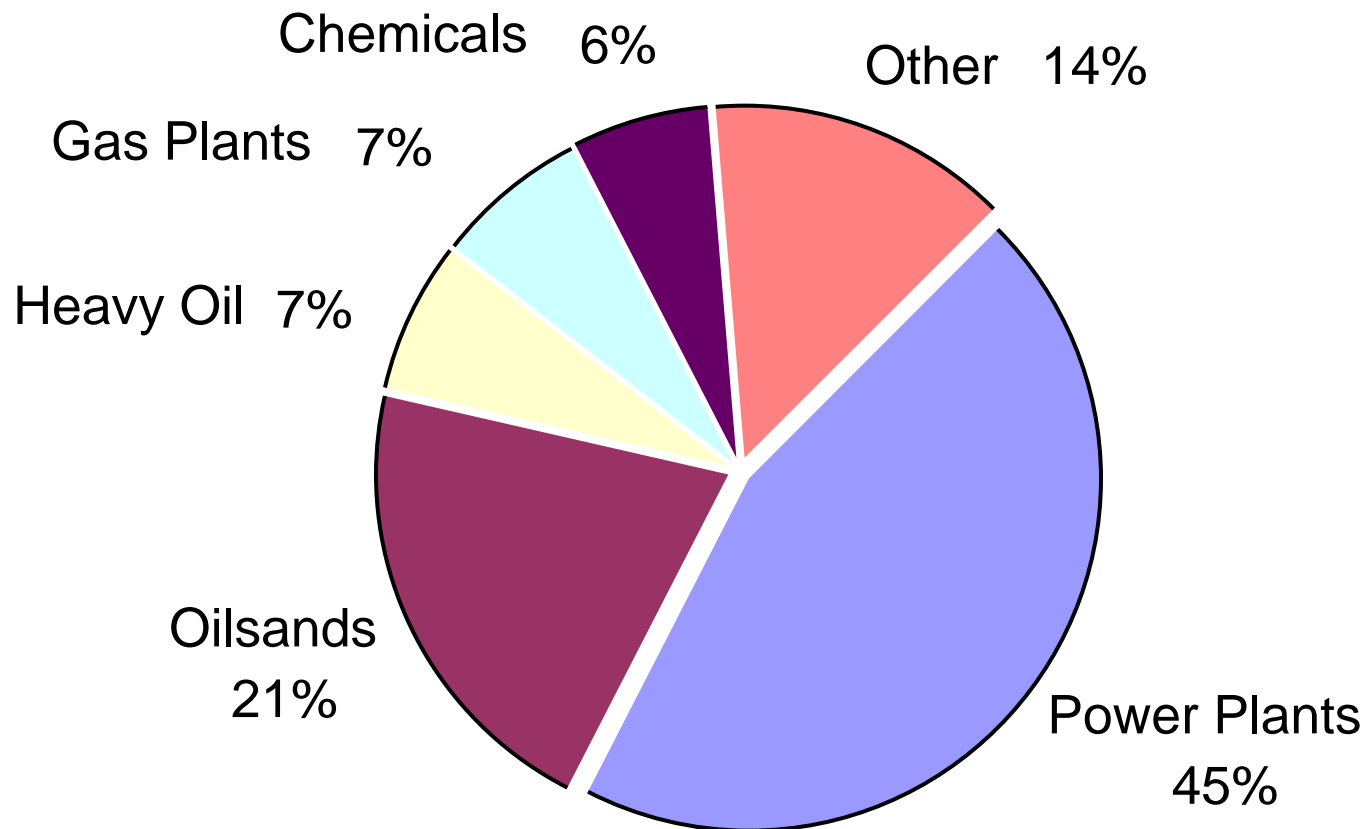
- In 2007, Alberta regulated large industrial GHG emissions
- Existing facilities required to immediately reduce per unit GHG output by 12%
- Three compliance options:
 - Physically reduce emissions
 - Purchase serialized Alberta offsets
 - \$15 dollar/tonne towards technology fund

RESULTS (March 2012):

- 32 million tonnes of emissions avoided (from BAU)
- \$312 million into the Climate Change and Emissions Management Fund
- \$161 million invested in clean energy projects

Large Emitters Profile

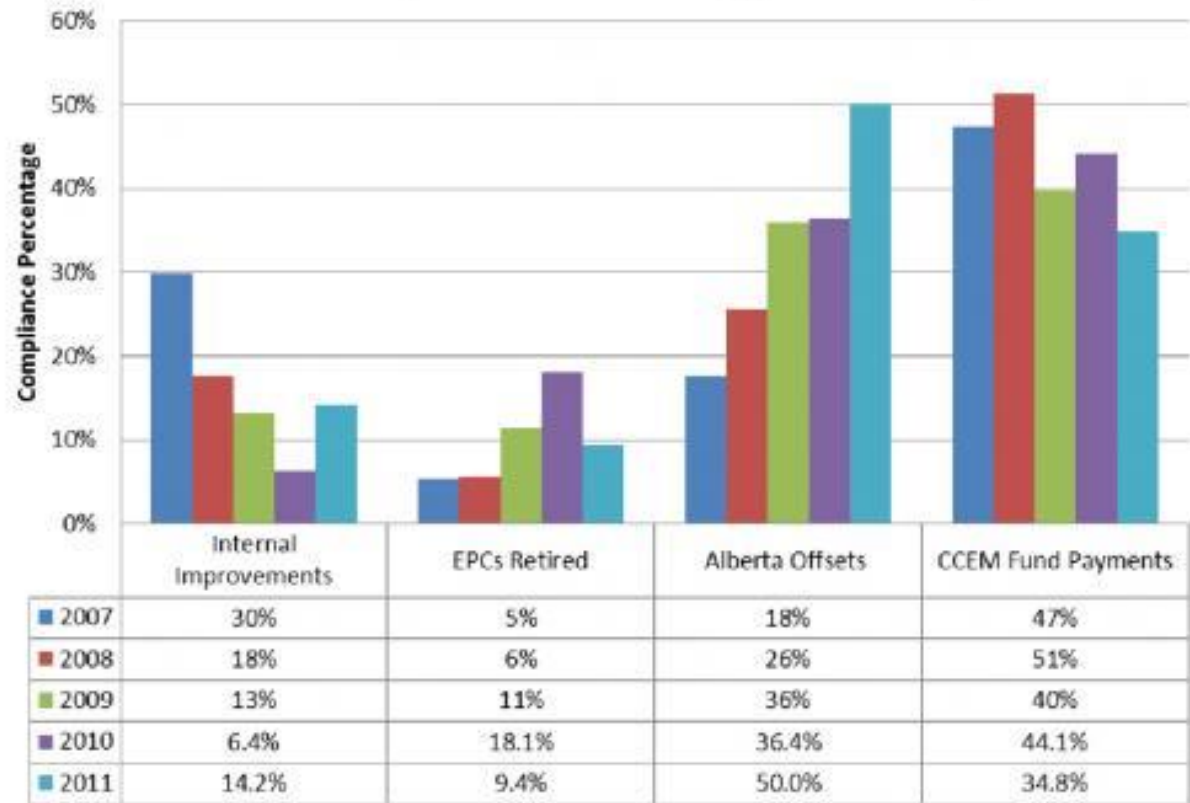
(>100,000 tonnes CO₂e/year)



Current Alberta Status

Compliance at a Glance

SGER Compliance Summary (2007-2011)



- As of December 2012, the province has:
 - ✓ collected more than \$320 million in the CCEMC fund
 - ✓ 133 offset projects registered that account for over 26 million tCO₂e in emission reductions

Source: Alberta Offset System Compliance at a Glance

<http://carbonoffsetsolutions.climatechangecentral.com/policy-regulation/alberta-offset-system-review>

Offset System Status:

Offsets

34 offset protocols

17 Mt of offsets retired to date

Top offsets:

- agriculture (tillage)
- wind
- energy efficiency
- enhanced oil recovery
- nitric acid abatement
- wastewater management



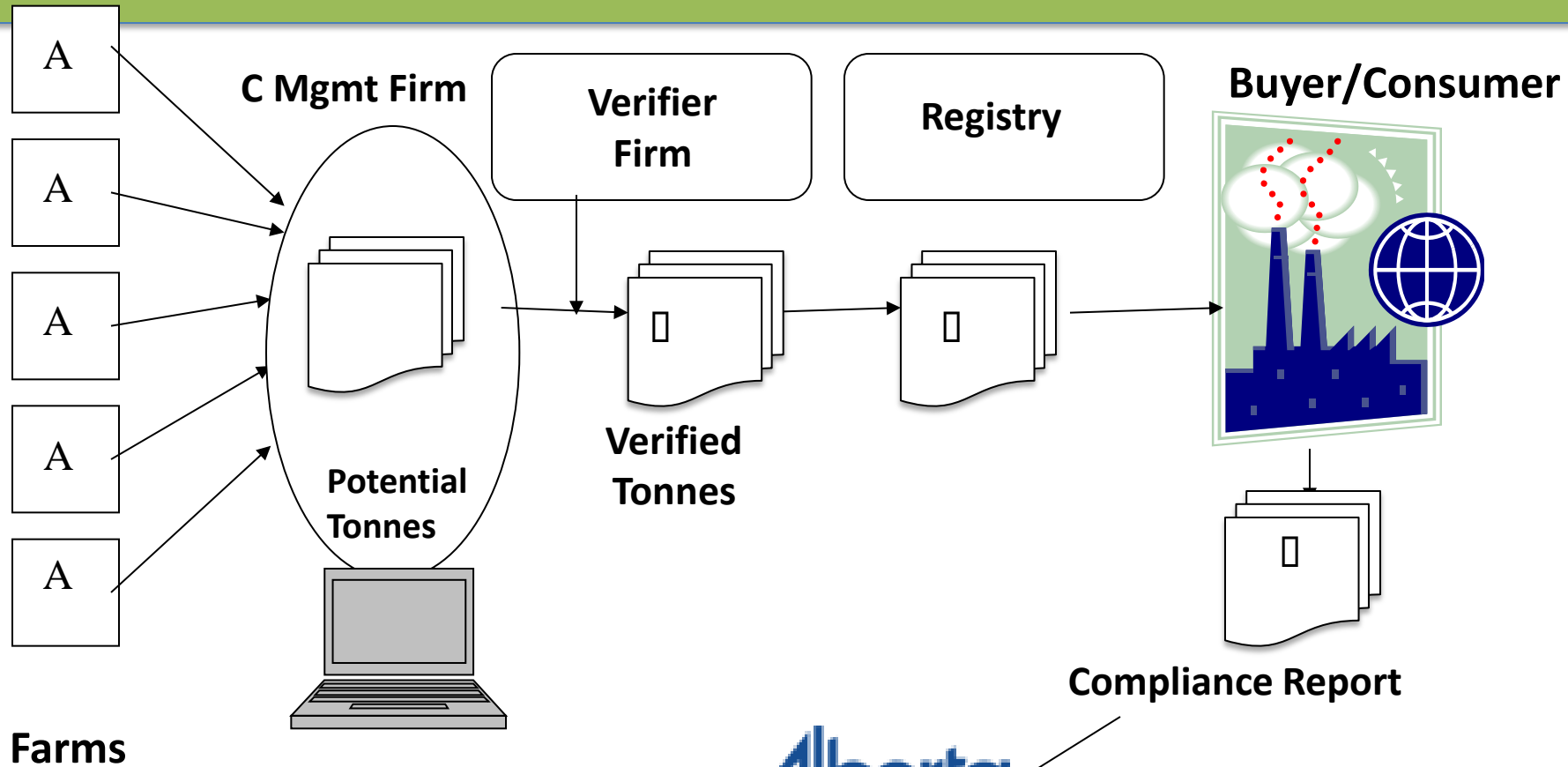
Over 133 Offset Projects; 26 Mt of GHG Emission Reductions (from baseline) – a \$100M+ private sector cash injection to the Ag Sector

Alberta

Protocols applicable to agriculture

- Dairy
 - Pork
 - Beef Feed Efficiency
 - Beef Reduced Days to Harvest
 - *No-Till/Conservation Cropping*
 - Biofuels
 - Biogas
 - Composting
 - Biomass Combustion
 - N Use Efficiency in Cropping
 - Genetic Selection for Beef Efficiency
- (under development):
- Conversion to Perennial Forage

The Carbon Supply Chain



Alberta
Government

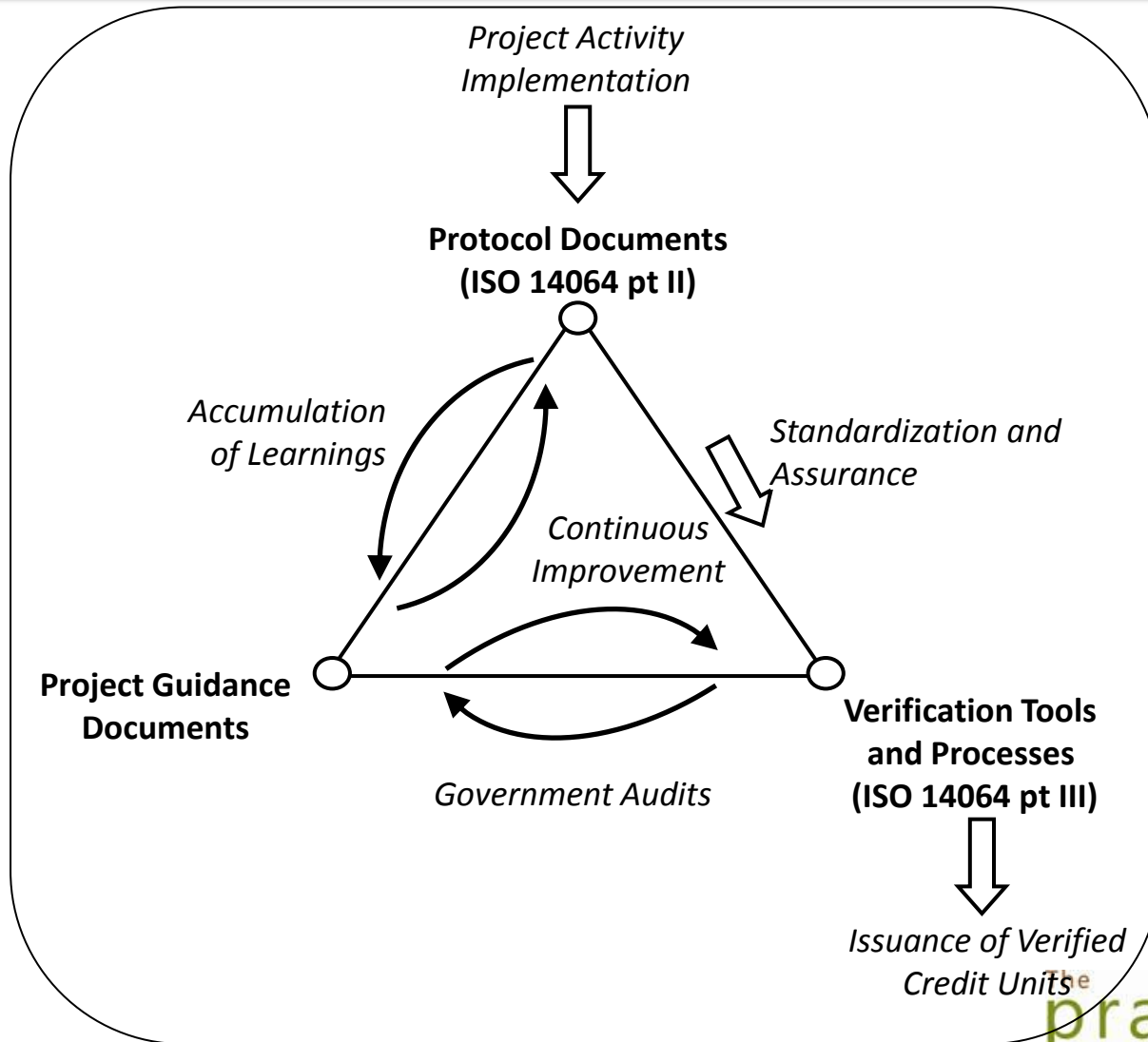
Per Acre C Rate – averages 0.08 tonnes GHGs reduced/acre for No Till – adjusted to meet the Offset Policy Criteria

prasino
Group

Outcomes of AB's Carbon Market

- \$100M investment in the Ag 1^o sector to date – C another service offering
- Alberta's recognized as a Leader in this Space
- Leveraging federal in-kind - research, protocols, policy
- Farms in Alberta are meeting global data and monitoring standards
- C Platform built by the Carbon Service Providers are housing 'digital footprints' of participating farms
- Ready for Other Ecosystem Service platforms

Alberta's Adaptive Management Framework



Alberta's "Learn by Doing" Pathway

